




# Micropac® MTE Test Enclosure for Pressure and Burst Testing



**A Rugged Polycarbonate Enclosure,  
impact resistant with viewing window**

## FEATURES

- Rugged polycarbonate construction enclosure
- Roomy- 600mm x 400mm x 210mm (external)
- Leak resistant- IP66 rated (BS EN 60529:1992)
- Transparent locking door with wide 120° opening
- Provision for mounting onto a rigid wall/bench
- Can offer safety guarding whilst pressure testing
- 316 bulkhead fitting for leak tight connection
- Impact protection IK08 (BS EN IEC 62262:2002)
- Polyurethane rubber door gasket for sealing
- Wall mounting fixing holes external to door gasket
- Ideally paired to Micropac pressure test set
- MD, MP & PSP units may be ordered separately
- Connection via flexible hose onto bulkhead fitting
- Connect your unit under test onto bulkhead fitting
- Bespoke testing fixtures available for enclosure
- G1/4 bulkhead fitting; enquire about other options
- Polycarbonate offers good chemical resistance
- Enhanced protection option MTE-B EN DIN12415
- Other hoses & 316 fittings also available to order
- Factory support for product and application

# INSTALLATION & MAINTENANCE

---

## APPLICATION

The MTE Test Enclosure is intended for use with hydraulic testing of components. The enclosure offers a degree of protection against bursting of the component under test, both from fluid and projectiles. The suitability of the enclosure to offer protection and safety of the user and others in the area must be assessed as part of the test facility design process. Consider the impact force of any projectile incident on the inside of the enclosure resulting from worst case burst test scenario i.e. maximum pressure. This can be done in conjunction with the standard BS EN IEC 62262:2002 'Degrees of protection provided by enclosures for electrical equipment against external mechanical impacts (IK code); the enclosure has a rating of IK10 according to the requirements of this standard. Consideration should also be given to the need for any safety interlock requirement whereby the system is automatically de-pressurised upon opening the door.

The enhanced MTE-B unit uses material in accordance with EN DIN 12415.

The enclosure is not intended to act as a pressure vessel and is not therefore suitable for use in conjunction with pneumatic or high pressure gas testing of components.

The enclosure is typically used in conjunction with a Micropac pressure test set comprising a hydraulic hand pump mounted on a reservoir, with a flexible hose connected between the pump and the bulkhead fitting on the enclosure.

The unit under test is connected either directly to the bulkhead fitting on the inside of the enclosure, or a bespoke test fixture may be mounted within the enclosure and connected to the bulkhead fitting.

The enclosure is suitable for wall or bench mounting using the fixing holes provided.

Micropac pressure test sets are available with single speed (MP) or two speed (MD, PSP) hand pumps and are ordered separately to the enclosure. Please see our website and data sheets for full details, or call the factory to discuss your application.

Not recommended for high pressure gas testing.

## MATERIALS

The enclosure is manufactured in polycarbonate and the bulkhead fitting is 316 stainless steel with nitrile bonded sealing washer.

## SAFETY

A risk assessment covering safe installation, operation and maintenance should always be carried out prior to use. This should include an assessment of operator safety covering suitability of the enclosure for protection against projectiles and fluid in the event of a burst under pressure.

## INSTALLATION

Mounting orientation is universal and the enclosure can be wall or bench mounted; refer to 'Dimensions' section for fixing centres. Open door using key supplied to gain access to mounting holes.

If mounting a bespoke test fixture within the enclosure, refer to 'Dimensions' section for mounting centres of fixing points on the base and sides.

The MTE-B is always mounted to a bench or wall which provides enhanced rigidity to the rear of the chamber.

## CONNECTIONS

The bulkhead fitting through the top of the enclosure is G1/4 60° coned both ends as standard. Make external connection with standard 60° G1/4 female swivel fitting on flexible hose. Make connection internally with suitable tube/ hose fitting or G1/4 female coupling, to suit application. Quick release couplings are available as an accessory; please enquire.

## COMMISSIONING

Open enclosure door, install known good test piece, lock door, operate hydraulic hand pump to maximum pressure and check hydraulic system for leaks. De-pressurise and remove test piece or blank.

## MATERIALS

The enclosure is manufactured in polycarbonate and the bulkhead fitting is 316 stainless steel with nitrile bonded sealing washer.

## MAINTENANCE

The enclosure may be cleaned using a suitable compatible cleaning solution.

# SPECIFICATION

---

## CONSTRUCTION

UV stabilised non-corrosive polycarbonate RAL7035 light grey enclosure with clear polycarbonate viewing window in door. Door hinged along long side, with two quarter turn latches. Polyurethane sealing gasket. 316 stainless steel bulkhead fitting.

## MOUNTING

Mounting via 4 fixings (not supplied) using 8mm diameter mounting holes, external to gasket.

Mounting orientation is universal.

Provision for sub-plate mounting in base.

## CONNECTION

External & internal: G1/4 male coned, for connection of flexible hose or suitable fitting.

## MAXIMUM PRESSURE

Bulkhead fitting: 700 bar

Enclosure: not rated as a pressure vessel, not suitable for internal pressure applications.

## AMBIENT TEMPERATURE RANGE

-40 to +80°C

## INGRESS PROTECTION

IP66 to BS EN 60529:1992 Degrees of protection provided by enclosures (IP code).

## IMPACT RESISTANCE

Standard MTE IK08 to BS EN IEC 62262:2002 'Degrees of protection provided by enclosures for electrical equipment against external mechanical impacts (IK code). IK08 provides impact resistance of 5 Joules at 30cm.

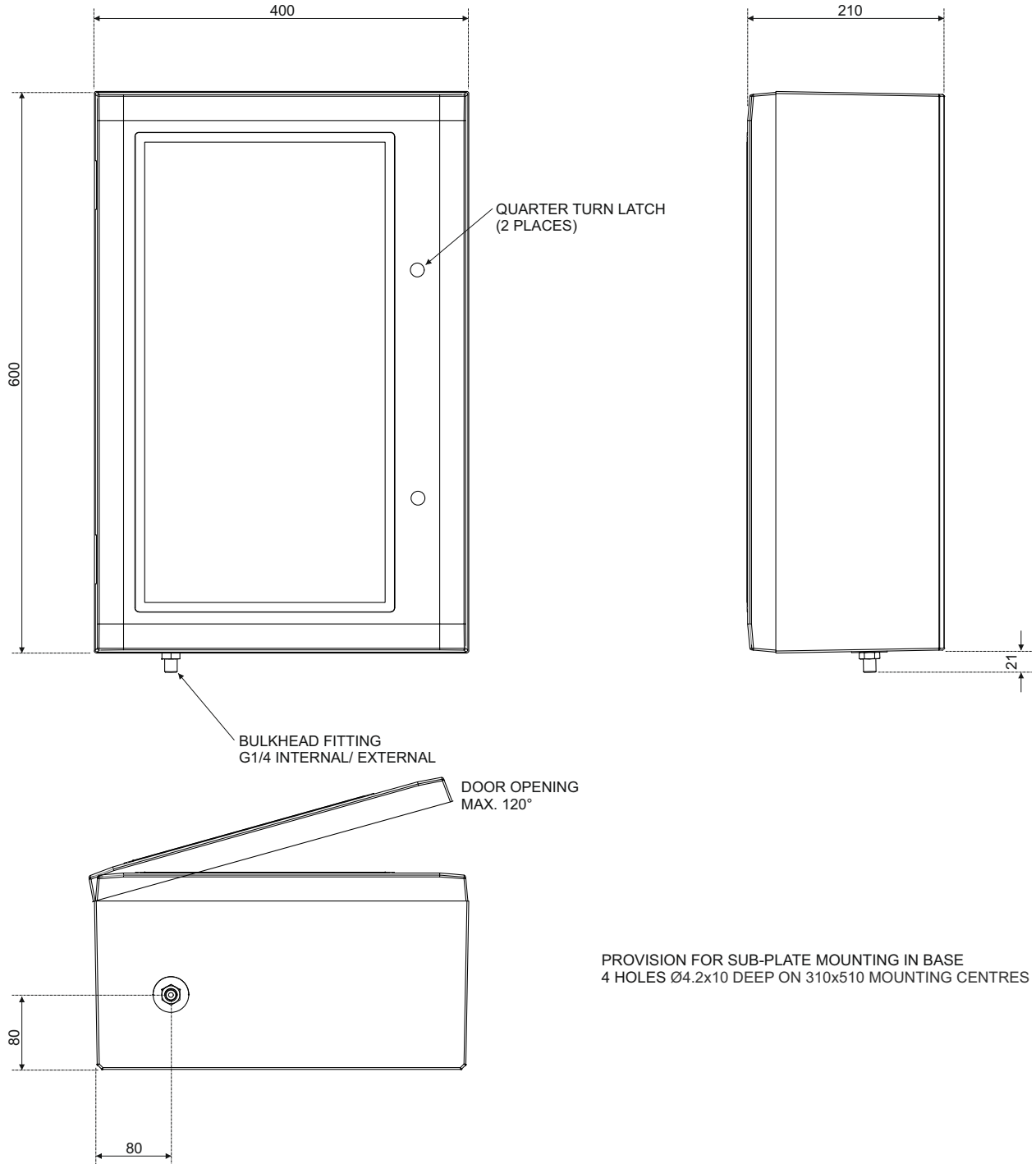
MTE-B enhanced protection. For bench/wall mount on its back, enhanced sides and window to EN DIN 12415 12mm

## WEIGHT

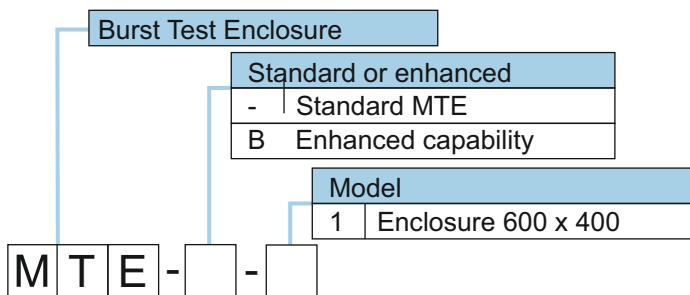
MTE 6.2kg, MTE-B 11.5kg

# DIMENSIONS

DIMENSIONS INmm



# ORDERING CODE



# PRESSURE TEST SETS AVAILABLE

Select a Micropac® pressure test set for your testing application. 1 bar to 1000 bar on water, oil and other fluids.





### MP portable pressure test set

- Single speed pump in alloy/ 316 stainless
- 5 models max. pressure 50-700bar
- Suitable for water, oil & other fluids
- Alloy reservoirs 5-20 litre
- 316 reservoirs 10-50 litre
- Pump handle doubles as carrying handle
- Integral 316 2 wheel trolley also available
- Available with pressure gauge and relief valve
- Hose & fittings options
- Optional drag pointer and electronic pressure gauges

### PSP alloy two speed pressure test set

- 'Industry standard' configuration
- 'Rapid fill' with manual changeover to high pressure
- 5 models max. pressure 110-1000bar
- Suitable for water, oil & other fluids
- Skid mounted 15 litre reservoir
- Available with pressure gauge and relief valve
- Hose & fittings options
- Optional drag pointer and electronic pressure gauges



### MD 316 stainless two speed pressure test set

- 'Rapid fill' with manual changeover to high pressure
- 3 models max. pressure 450-1000 bar
- Suitable for water, oil & other fluids
- 316 'Ergo' fixed/ portable reservoir - 5 or 14 litres
- Pump handle doubles as carrying handle
- Available with pressure gauge and relief valve
- Hose & fittings options
- Optional drag pointer and electronic pressure gauges

Sarum Hydraulics Ltd are an ISO 9001:2015 certified company with over 35 years experience in design and manufacture of hydraulic equipment. Call us, email us or visit our website to find out more about our extensive product range. Enquiries are welcomed for bespoke solutions.

**Sarum Hydraulics Limited**  
Unit 1 Danebury Court, Salisbury, SP4 6EB, UK  
Tel: 44(0)1722 328388 Fax: 44(0)1722 414307  
email: [pumpsales@sarum-hydraulics.co.uk](mailto:pumpsales@sarum-hydraulics.co.uk)  
[www.sarum-hydraulics.co.uk](http://www.sarum-hydraulics.co.uk)

We invest heavily and continuously in product development.  
Specifications are therefore liable to change without prior notification.  
® Micropac is a Registered Trade Mark of Sarum Hydraulics



**SARUM**  
HYDRAULICS  
Designers & Manufacturers of Micropac® Hydraulics