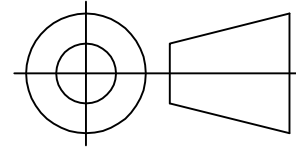
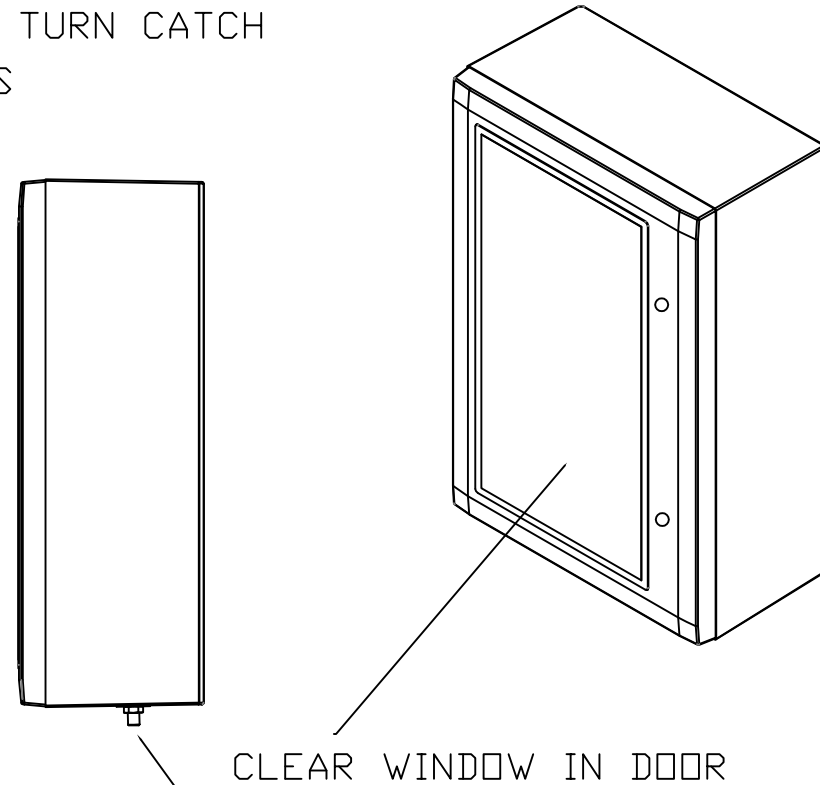
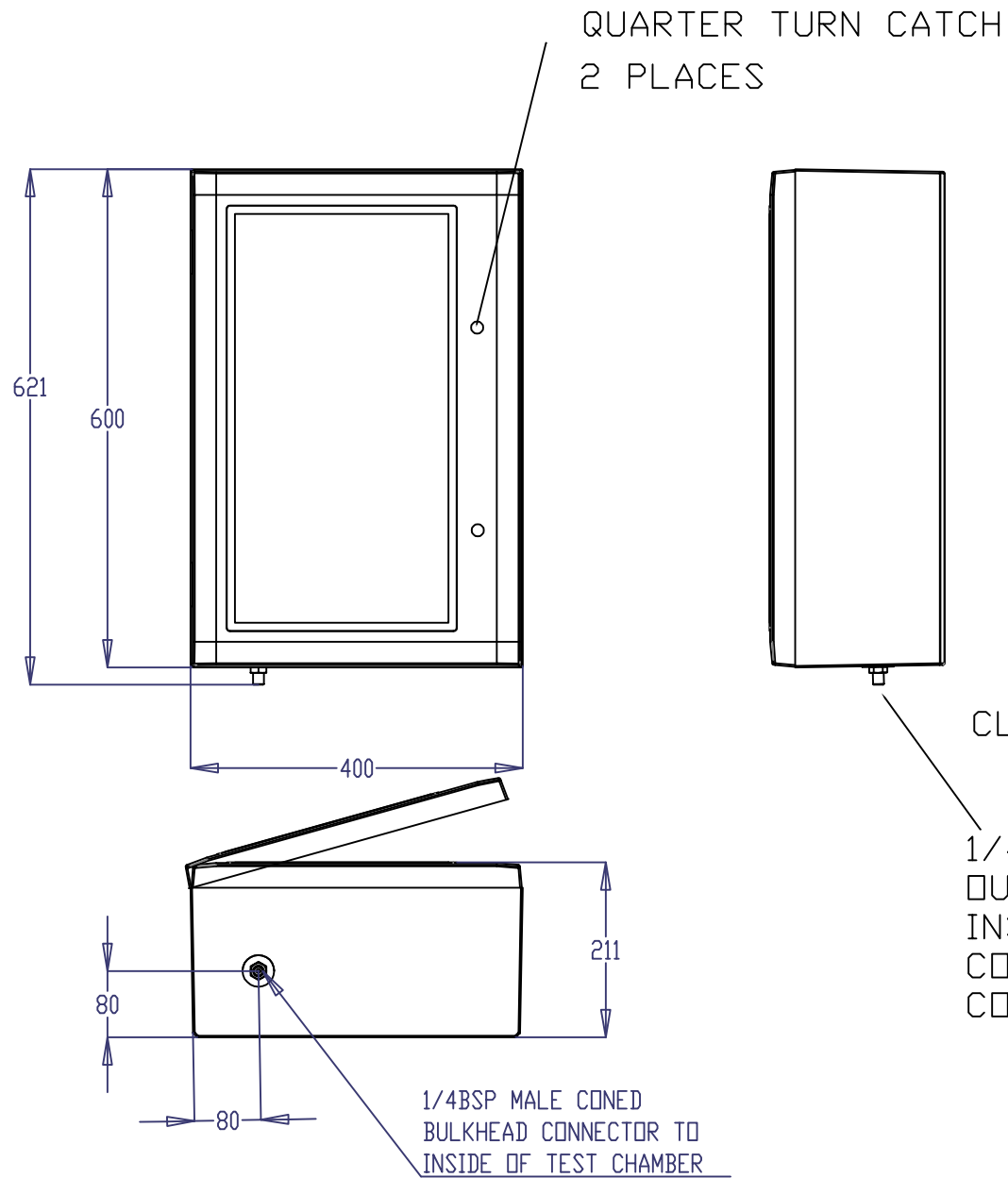


IF IN DOUBT, ASK THIRD ANGLE PROJECTION



TOLERANCES UNLESS OTHERWISE STATED
 GENERAL TOLERANCES RIGHT ANGLE BENDS &
 NO DEC. PLACE +/-1.0mm OTHER ANGLES +/-1°
 ONE DEC. PLACE +/-0.3mm MACHINED DIAMETERS
 TWO DEC. PLACE +/-0.1mm CONCENTRIC WITHIN
 +/-0.1mm T.I.R.
 SCREW THREADS ARE ISO METRIC COARSE PITCH
 TOL. 6g/6H (MED. FIT) TO BS3643
 WIRE DIA./PLATE THICKNESS TO COMMERCIAL LIMITS
 GEOMETRICAL TOLERANCING TO BS308 PART 3



NOTES:

1. MATERIAL OF CONSTRUCTION:
 POLYCARBONATE RAL 7035 LIGHT GREY
 GASKET MATERIAL POLYURETHANE
 316 STAINLESS BULKHEAD FITTING
2. INTERNAL DIMENSIONS 196X561X358
3. EXTERNAL DIMENSIONS 210X600X400
4. OPTIONAL WATER DRAIN HOLE
5. EXTERNAL CONNECTION 1/4BSP MALE
6. INTERNAL CONNECTION 1/4BSP MALE
7. NOTE NO INTERLOCK ON DOOR.
8. USE VERTICALLY OR HORIZONTALLY
9. THIS IS NOT A PRESSURE VESSEL
10. CARRY OUT RISK ASSESSMENT FOR THE SPECIFIC APPLICATION
11. MASS 6.2KG

1/4BSP 700 BAR 316 MALE CONED INSIDE AND OUTSIDE OF CHAMBER.
 OUTSIDE- FOR CONNECTION OF PRESSURE SUPPLY
 INSIDE- FOR CONNECTION OF TEST SPECIMEN OR
 COUPLING OR A SHORT TEST HOSE FOR THE SPECIMEN
 CONSULT FACTORY IF IN DOUBT.

136005600	STOCK CODE
136005601	INSTALLATION DRAWING
	ORDER MTE-1 FOR THIS UNIT

UNLESS OTHERWISE STATED:
 DIMENSIONS IN MILLIMETRES
 SURFACE FINISH IN MICROMETRES
 REMOVE SHARP EDGES

© COPYRIGHT 2001 SARUM HYDRAULICS LTD.

					SARUM HYDRAULICS LTD.		DRAWN JGF	APP
					P.O. BOX 48, SALISBURY SP1 3YB TEL. 01722 328388 FAX. 01722 414307			CHKD
				TITLE		SCALE F SIZE	SHEET	OF
				INSTALLATION DRAWING TEST CHAMBER		CAD 2-D 136005601		
				MATERIAL PER NOTE		DRAWING NO.		
1		FIRST ISSUE	06/21	FINISH PER NOTE		136005601		
ISSUE	D.C.N.	CHANGE DESCRIPTION & DATE	DATE IMPLEMENTED					